



**City of Lake Forest Park  
City Council Budget and Finance Committee  
July 16, 2020  
6:00 p.m.  
Lake Forest Park City Hall  
Lake Forest Room  
17425 Ballinger Way NE  
AGENDA**

**Meeting to be Held Virtually**

See second page for information about how to watch the meeting online

**City Hall is Closed to the Public**

Committee Members: John Resha (Chair), Tom French, and Semra Riddle

**COVID-19 Fiscal Impact Continued Discussion**

**Capital Project Grant Funding Discussion**

**Director's Report**

**Reading of Written Citizen Comments**

- [Click here for instructions on how to submit written comments](#)

**Adjourn**

**Committee Discussion Documents and Attachments**

1. June 2020 Budget Monitoring Dashboard

**Instructions for participating in this meeting virtually:**

When: Jul 16, 2020 06:00 PM Pacific Time (US and Canada)

July 16, 2020 06:00 PM

Topic: Budget and Finance Committee

Please click the link below to join the webinar:

<https://zoom.us/j/92475531448>

Or iPhone one-tap :

US: +12532158782,,92475531448# or +16699006833,,92475531448#

Or Telephone:

Dial(for higher quality, dial a number based on your current location):

US: +1 253 215 8782 or +1 669 900 6833 or +1 346 248 7799 or +1 408 638  
0968 or +1 646 876 9923 or +1 301 715 8592 or +1 312 626 6799

Webinar ID: 924 7553 1448

International numbers available: <https://zoom.us/u/acS7FLLqX0>

# City of Lake Forest Park

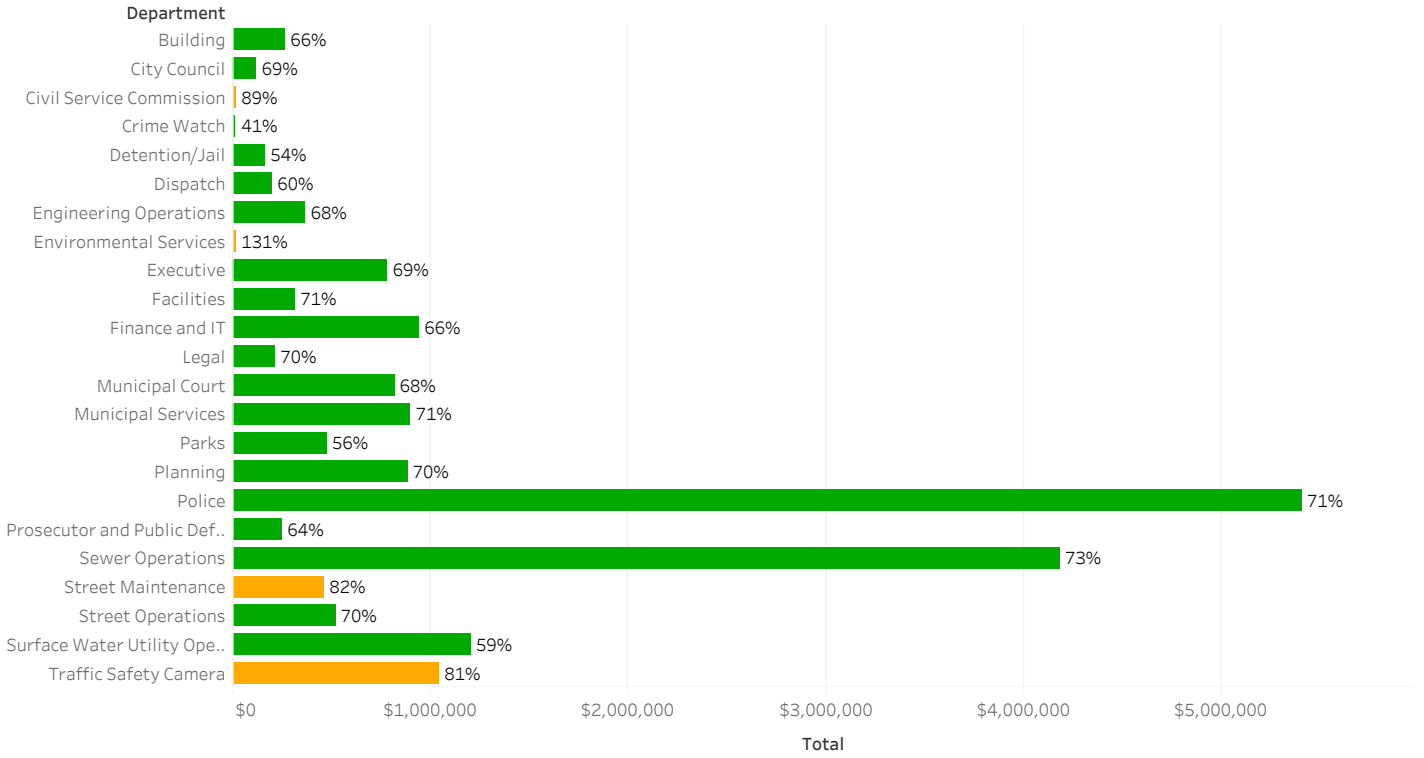
## June 30, 2020 Budget Monitoring Dashboard

For the purposes of this reporting the budgetary period is January 1, 2019 to December 31, 2020.

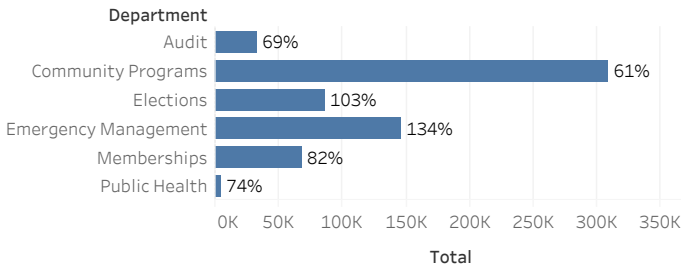
As of the date of this report we are approximately 75% through the budgetary period. Green shading indicates meeting or exceeding budgeted performance; yellow indicates not meeting budgeted performance at this time.

Percentages, where shown, are the relative period-to-date (PTD) expenditures compared to the budgeted amounts for the budgetary period.

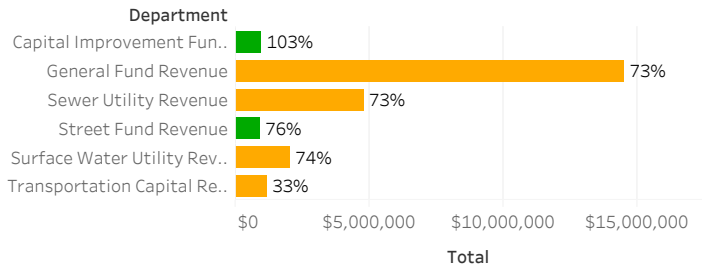
### Operating Departments



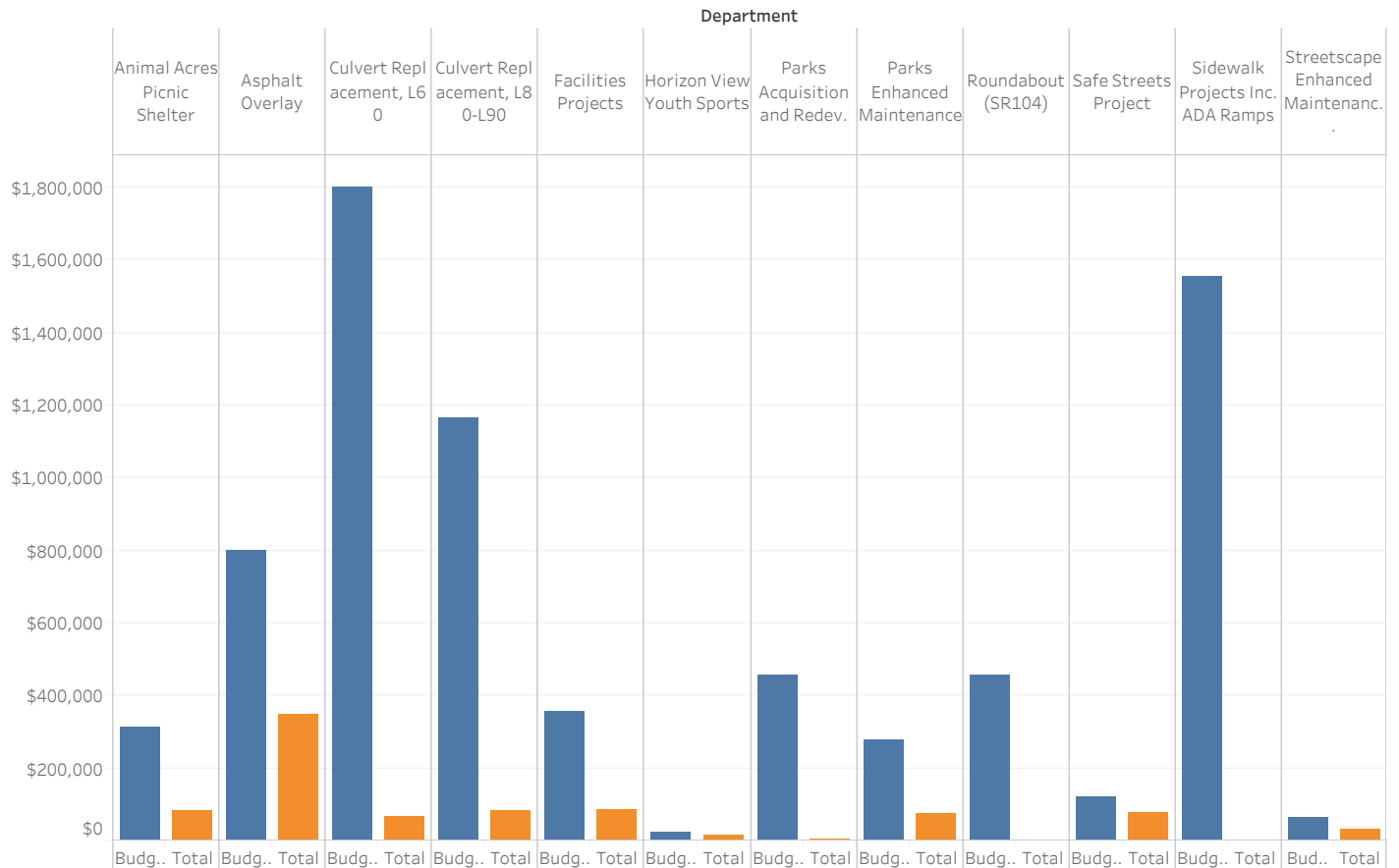
### Non-Operating Departments



### Revenue by Fund



### Capital



# June 30, 2020 Budget Monitoring

For the purposes of this reporting the budgetary period is January 1, 2019 to December 31, 2020.

As of the date of this report we are approximately 75% through the budgetary period.

Percentages shown on this report are the relative period-to-date (PTD) expenditures compared to the budgeted amounts for the budgetary period.

## Operating Departments

Department	Budget	Total	Percentage
Building	\$398,733	\$262,142	66%
City Council	\$166,495	\$114,213	69%
Civil Service Commission	\$15,083	\$13,483	89%
Crime Watch	\$15,000	\$6,092	41%
Detention/Jail	\$305,000	\$163,334	54%
Dispatch	\$324,350	\$195,699	60%
Engineering Operations	\$533,041	\$361,054	68%
Environmental Services	\$12,000	\$15,722	131%
Executive	\$1,135,995	\$780,887	69%
Facilities	\$444,443	\$316,460	71%
Finance and IT	\$1,429,690	\$942,954	66%
Legal	\$300,000	\$209,628	70%
Municipal Court	\$1,198,118	\$817,123	68%
Municipal Services	\$1,272,466	\$898,231	71%
Parks	\$844,410	\$473,911	56%
Planning	\$1,255,844	\$880,553	70%
Police	\$7,581,937	\$5,406,853	71%
Prosecutor and Public Def..	\$383,719	\$246,355	64%
Sewer Operations	\$5,704,472	\$4,182,599	73%
Street Maintenance	\$561,000	\$462,496	82%
Street Operations	\$735,831	\$515,860	70%
Surface Water Utility Ope..	\$2,036,198	\$1,200,088	59%
Traffic Safety Camera	\$1,291,620	\$1,042,531	81%

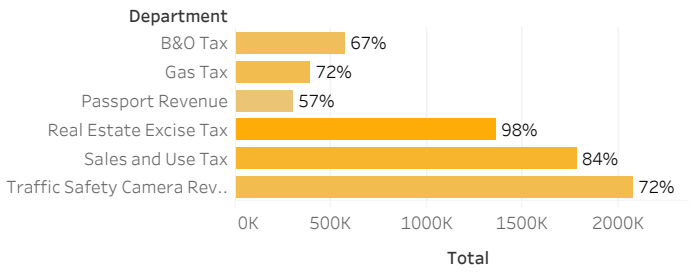
## Non-Operating Departments

Department	Budget	Total	Percentage
Audit	\$48,000	\$32,928	69%
Community Programs	\$503,085	\$309,128	61%
Elections	\$83,500	\$85,803	103%
Emergency Management	\$108,980	\$145,861	134%
Memberships	\$81,782	\$67,431	82%
Public Health	\$6,000	\$4,455	74%

## Revenue by Fund

Department	Budget	Total	Percentage
Capital Improvement Fund Revenue	\$923,117	\$953,513	103%
General Fund Revenue	\$19,836,913	\$14,490,707	73%
Sewer Utility Revenue	\$6,600,403	\$4,794,058	73%
Street Fund Revenue	\$1,205,605	\$910,381	76%
Surface Water Utility Revenue	\$2,775,160	\$2,050,560	74%
Transportation Capital Revenue	\$3,572,877	\$1,182,620	33%

## Revenue by Line Item



## Capital

Department	Budget	Total
Animal Acres Picnic Shelter	\$310,000	\$82,328
Asphalt Overlay	\$800,000	\$345,424
Culvert Replacement, L60	\$1,799,000	\$67,917
Culvert Replacement, L80-L90	\$1,164,000	\$80,944
Facilities Projects	\$353,500	\$87,297
Horizon View Youth Sports	\$25,000	\$14,581
Parks Acquisition and Redev.	\$454,000	\$4,591
Parks Enhanced Maintenance	\$277,000	\$75,274
Roundabout (SR104)	\$455,000	\$0
Safe Streets Project	\$120,000	\$77,431
Sidewalk Projects Inc. ADA Ramps	\$1,554,000	\$0
Streetscape Enhanced Maintenance	\$61,000	\$31,461