



**City of Lake Forest Park
City Council Budget and Finance Committee
June 20, 2019**

6:00 p.m.

**Lake Forest Park City Hall
Lake Forest Room
17425 Ballinger Way NE**

***AMENDED AGENDA**

Committee Members: John Resha (Chair), Tom French, and Catherine Stanford

Restructure of the Police Department's Organizational Positions

Capital Project Status

Big Five Spending

Impact to Budget from February's Winter Weather Event

Director's Report

Committee Work Plan Discussion

Public Comment

Adjourn

Committee Discussion Documents and Attachments

1. May 2019 Budget Monitoring Dashboard

City of Lake Forest Park

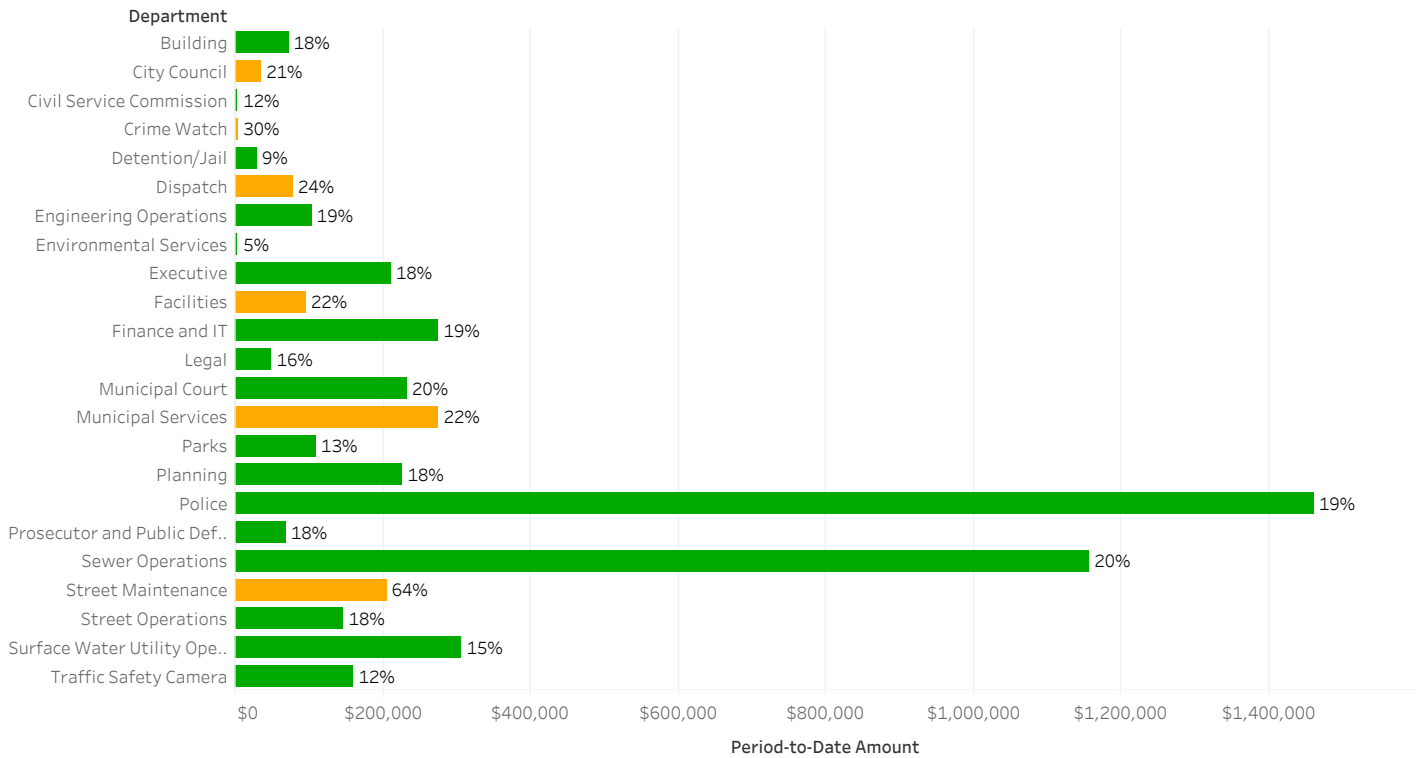
May 31, 2019 Budget Monitoring Dashboard

For the purposes of this reporting the budgetary period is January 1, 2019 to December 31, 2020.

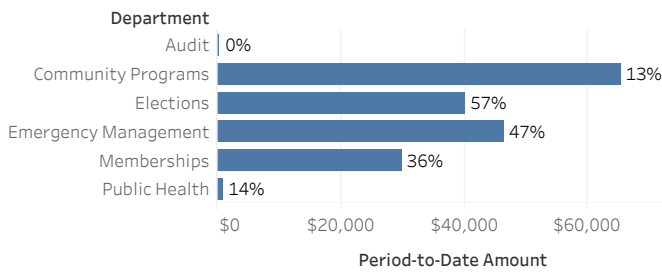
As of the date of this report we are approximately 20.8% through the budgetary period. Green shading indicates meeting or exceeding budgeted performance; yellow indicates not meeting budgeted performance at this time.

Percentages, where shown, are the relative period-to-date (PTD) expenditures compared to the budgeted amounts for the budgetary period.

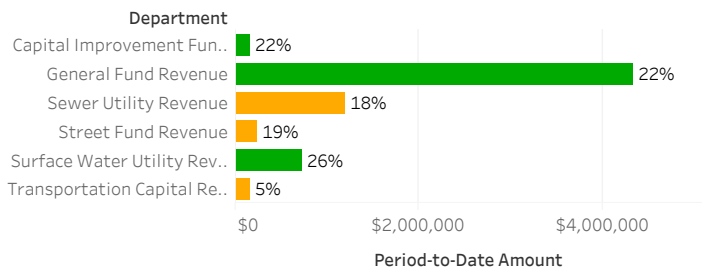
Operating Departments



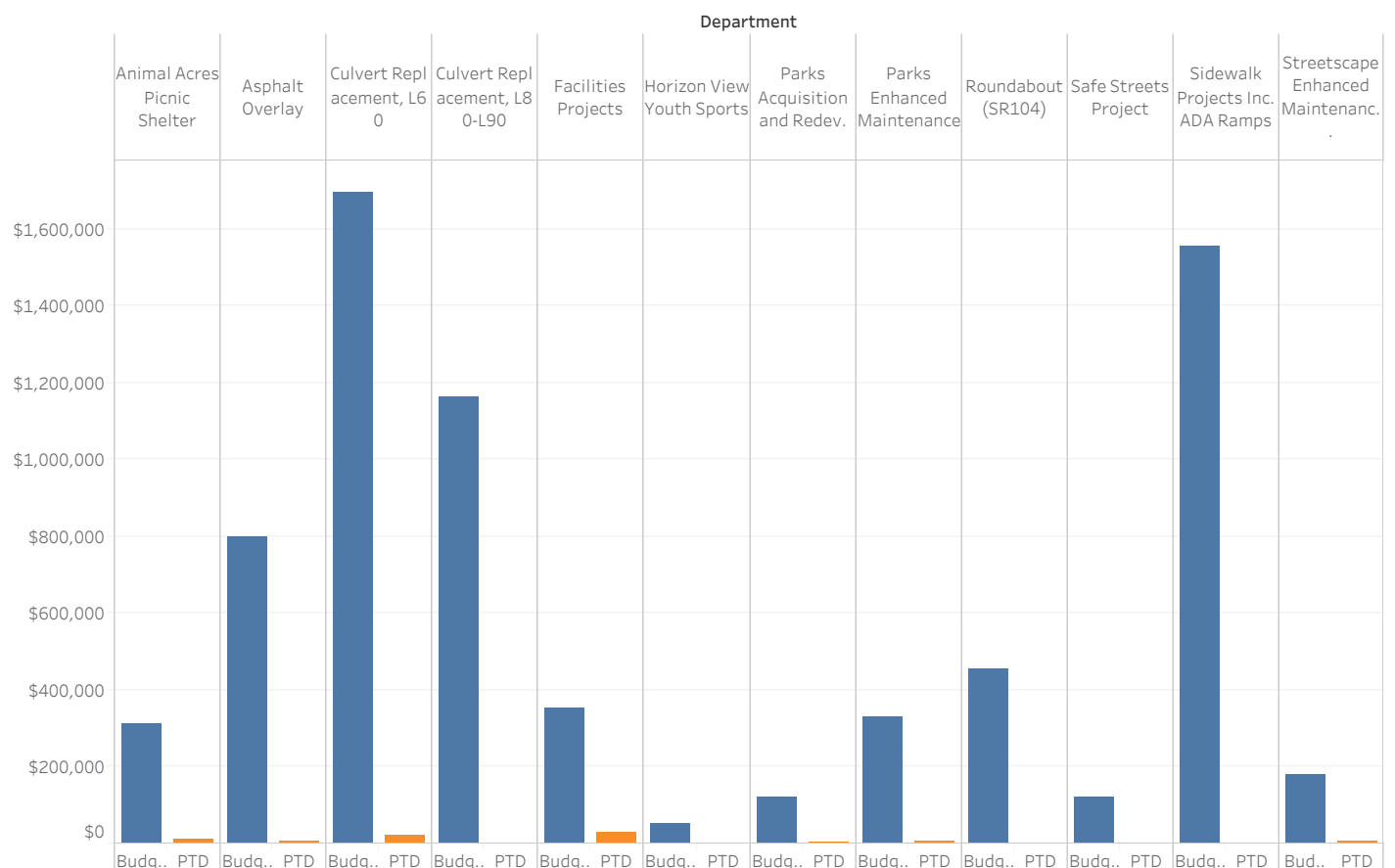
Non-Operating Departments



Revenue by Fund



Capital



City of Lake Forest Park

May 31, 2019 Budget Monitoring

For the purposes of this reporting the budgetary period is January 1, 2019 to December 31, 2020.

As of the date of this report we are approximately 20.8% through the budgetary period.

Percentages shown on this report are the relative period-to-date (PTD) expenditures compared to the budgeted amounts for the budgetary period.

Operating Departments

Department	Budget	PTD	PTD Percent
Building	\$398,733	\$71,333	18%
City Council	\$166,495	\$35,254	21%
Civil Service Commission	\$15,083	\$1,740	12%
Crime Watch	\$15,000	\$4,520	30%
Detention/Jail	\$305,000	\$28,458	9%
Dispatch	\$324,350	\$77,900	24%
Engineering Operations	\$533,041	\$103,523	19%
Environmental Services	\$12,000	\$600	5%
Executive	\$1,135,995	\$210,136	18%
Facilities	\$444,443	\$95,852	22%
Finance and IT	\$1,429,690	\$274,938	19%
Legal	\$300,000	\$48,283	16%
Municipal Court	\$1,189,718	\$232,380	20%
Municipal Services	\$1,272,466	\$274,262	22%
Parks	\$844,410	\$108,790	13%
Planning	\$1,255,844	\$225,685	18%
Police	\$7,530,930	\$1,460,248	19%
Prosecutor and Public Def..	\$383,719	\$68,860	18%
Sewer Operations	\$5,704,472	\$1,156,558	20%
Street Maintenance	\$319,500	\$204,080	64%
Street Operations	\$833,331	\$146,039	18%
Surface Water Utility Ope..	\$2,036,198	\$305,495	15%
Traffic Safety Camera	\$1,291,620	\$160,170	12%

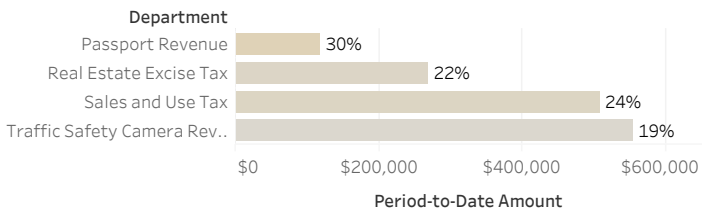
Non-Operating Departments

Department	Budget	PTD	PTD Percent
Audit	\$48,000	\$0	0%
Community Programs	\$503,085	\$65,254	13%
Elections	\$70,000	\$40,184	57%
Emergency Management	\$99,000	\$46,375	47%
Memberships	\$81,782	\$29,739	36%
Public Health	\$6,000	\$862	14%

Revenue by Fund

Department	Budget	PTD	PTD Percent
Capital Improvement Fund Revenue	\$723,117	\$161,433	22%
General Fund Revenue	\$19,695,133	\$4,340,070	22%
Sewer Utility Revenue	\$6,600,403	\$1,200,745	18%
Street Fund Revenue	\$1,205,605	\$233,986	19%
Surface Water Utility Revenue	\$2,775,160	\$717,688	26%
Transportation Capital Revenue	\$2,982,877	\$158,564	5%

Revenue by Fund



Capital

Department	Budget	PTD
Animal Acres Picnic Shelter	\$310,000	\$11,463
Asphalt Overlay	\$800,000	\$8,055
Culvert Replacement, L60	\$1,694,000	\$22,900
Culvert Replacement, L80-L90	\$1,164,000	\$0
Facilities Projects	\$353,500	\$30,477
Horizon View Youth Sports	\$50,000	\$0
Parks Acquisition and Redev.	\$120,000	\$4,359
Parks Enhanced Maintenance	\$330,000	\$8,014
Roundabout (SR104)	\$455,000	\$0
Safe Streets Project	\$120,000	\$1,224
Sidewalk Projects Inc. ADA Ramps	\$1,554,000	\$0
Streetscape Enhanced Maintenance	\$180,000	\$7,063