



**City of Lake Forest Park
City Council Budget and Finance Committee
May 16, 2019
6:00 p.m.
Lake Forest Park City Hall
Lake Forest Room
17425 Ballinger Way NE
AGENDA**

Committee Members: John Resha (Chair), Tom French, and Catherine Stanford

Parks & Streetscapes Enhancement Work Plan

Animal Acres Park Capital Improvement Project Update

Director's Report

Committee Work Plan Discussion

Public Comment

Adjourn

Committee Discussion Documents and Attachments

1. Parks and Streetscapes Enhancement Work Plan (pending)
2. April 2019 Budget Monitoring Dashboard

City of Lake Forest Park

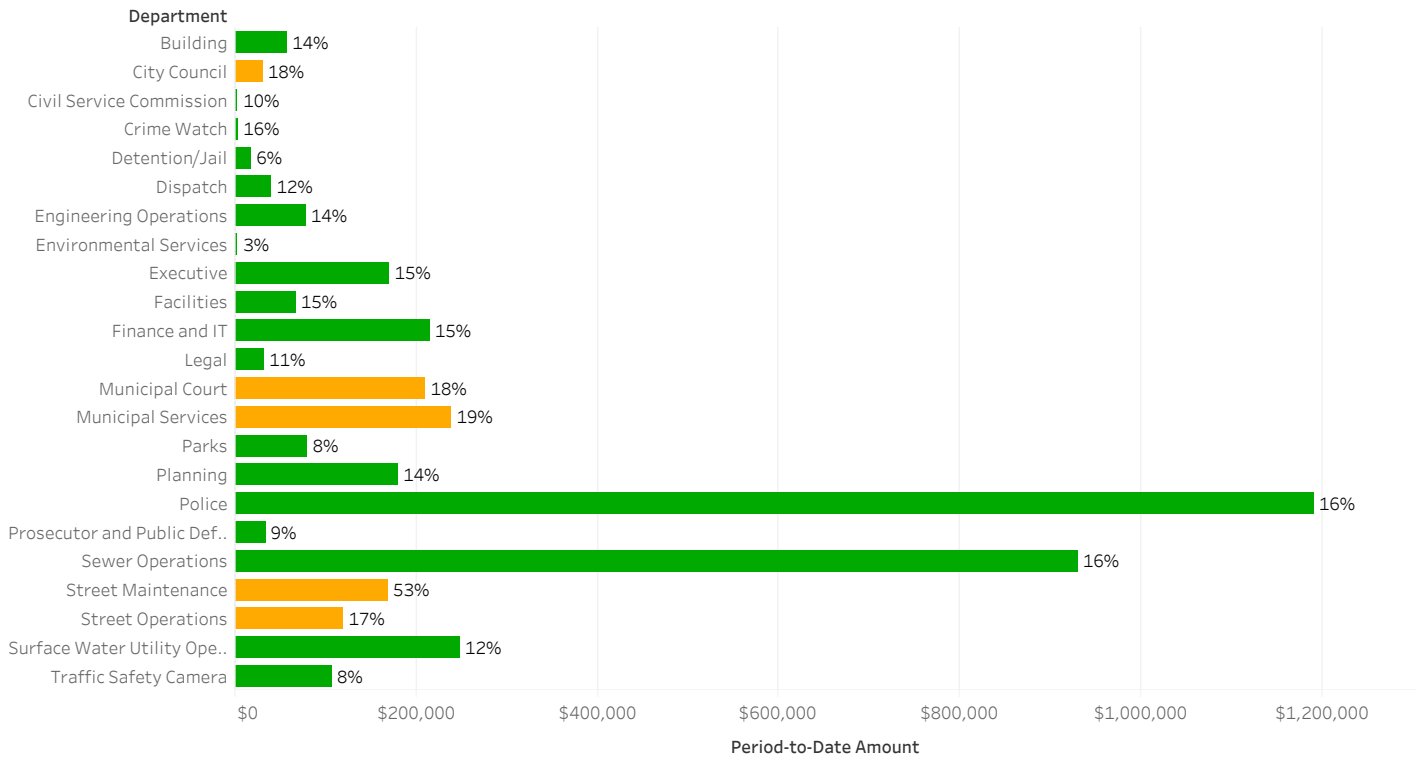
April 30, 2019 Budget Monitoring Dashboard

For the purposes of this reporting the budgetary period is January 1, 2019 to December 31, 2020.

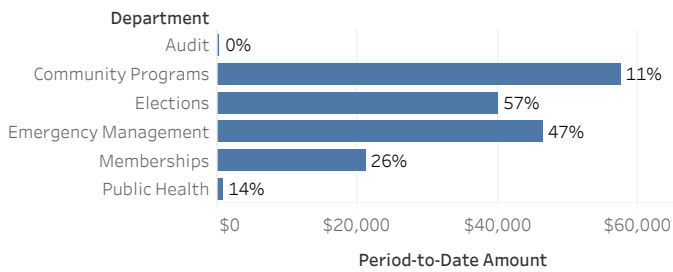
As of the date of this report we are approximately 16.8% through the budgetary period. Green shading indicates meeting or exceeding budgeted performance; yellow indicates not meeting budgeted performance at this time.

Percentages, where shown, are the relative period-to-date (PTD) expenditures compared to the budgeted amounts for the budgetary period.

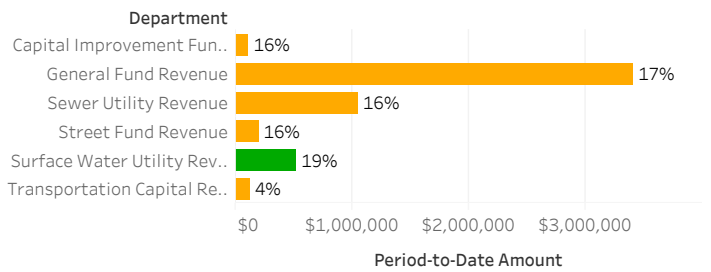
Operating Departments



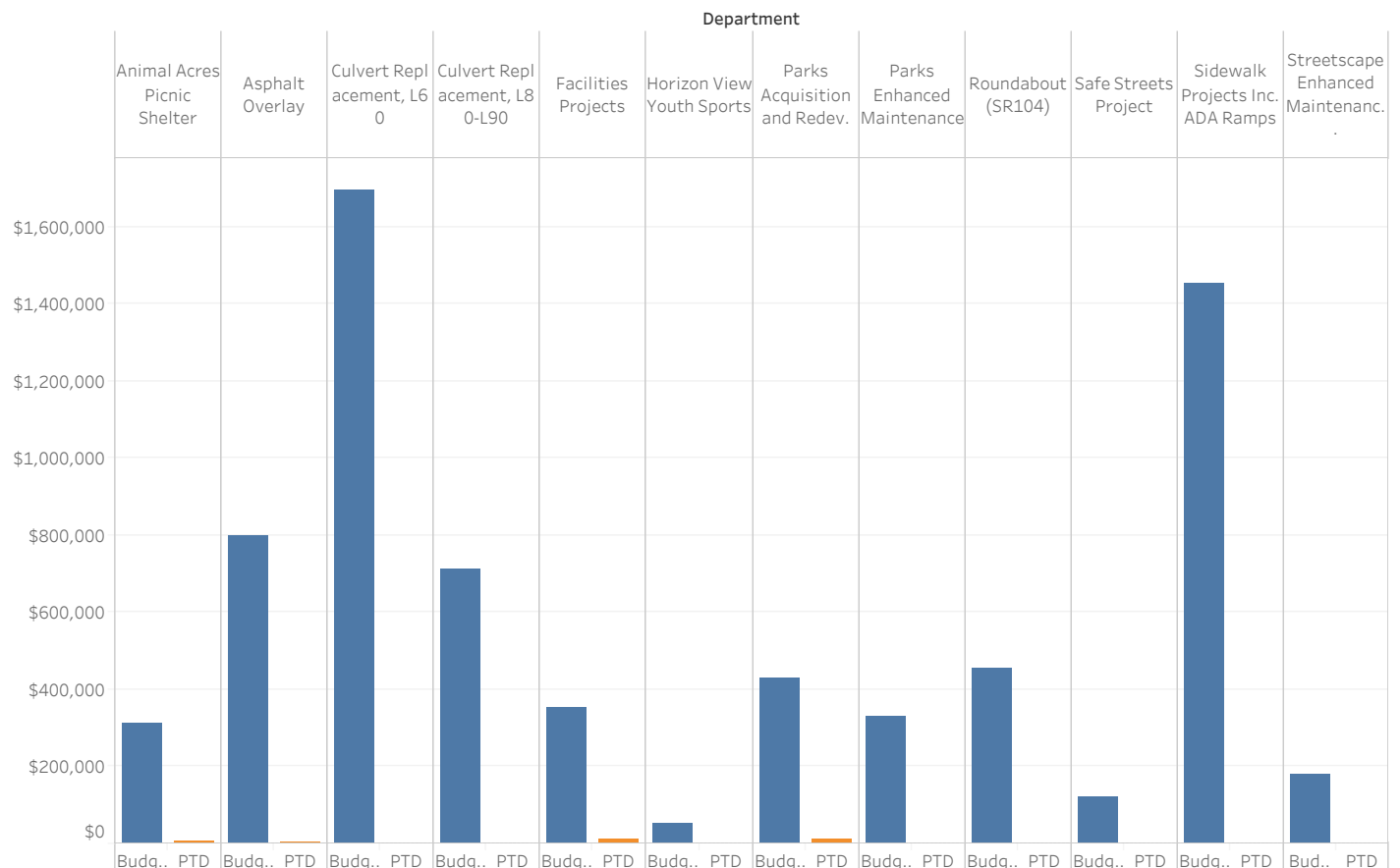
Non-Operating Departments



Revenue by Fund



Capital



City of Lake Forest Park

April 30, 2019 Budget Monitoring

For the purposes of this reporting the budgetary period is January 1, 2019 to December 31, 2020.

As of the date of this report we are approximately 16.8% through the budgetary period.

Percentages shown on this report are the relative period-to-date (PTD) expenditures compared to the budgeted amounts for the budgetary period.

Operating Departments

Department	Budget	PTD	PTD Percent
Building	\$398,733	\$57,074	14%
City Council	\$166,495	\$29,850	18%
Civil Service Commission	\$15,083	\$1,515	10%
Crime Watch	\$15,000	\$2,396	16%
Detention/Jail	\$305,000	\$18,088	6%
Dispatch	\$324,350	\$38,950	12%
Engineering Operations	\$533,041	\$77,256	14%
Environmental Services	\$12,000	\$400	3%
Executive	\$1,135,995	\$170,219	15%
Facilities	\$444,443	\$66,645	15%
Finance and IT	\$1,429,690	\$214,626	15%
Legal	\$300,000	\$31,880	11%
Municipal Court	\$1,189,718	\$210,321	18%
Municipal Services	\$1,272,466	\$238,831	19%
Parks	\$984,410	\$79,867	8%
Planning	\$1,255,844	\$179,640	14%
Police	\$7,530,930	\$1,190,035	16%
Prosecutor and Public Def..	\$383,719	\$33,631	9%
Sewer Operations	\$5,704,472	\$929,905	16%
Street Maintenance	\$319,500	\$168,034	53%
Street Operations	\$693,331	\$119,938	17%
Surface Water Utility Ope..	\$2,032,474	\$247,971	12%
Traffic Safety Camera	\$1,291,620	\$106,780	8%

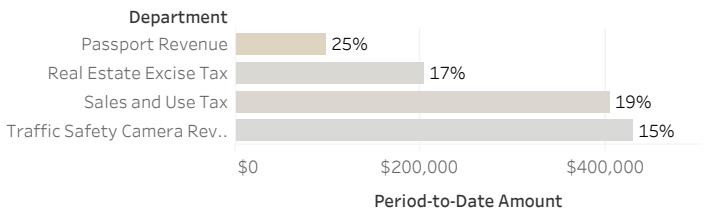
Non-Operating Departments

Department	Budget	PTD	PTD Percent
Audit	\$48,000	\$0	0%
Community Programs	\$503,085	\$57,569	11%
Elections	\$70,000	\$40,184	57%
Emergency Management	\$99,000	\$46,375	47%
Memberships	\$81,782	\$21,162	26%
Public Health	\$6,000	\$862	14%

Revenue by Fund

Department	Budget	PTD	PTD Percent
Capital Improvement Fund Revenue	\$698,117	\$108,720	16%
General Fund Revenue	\$19,695,133	\$3,403,659	17%
Sewer Utility Revenue	\$6,600,403	\$1,050,981	16%
Street Fund Revenue	\$1,205,605	\$195,626	16%
Surface Water Utility Revenue	\$2,775,160	\$522,275	19%
Transportation Capital Revenue	\$2,982,877	\$122,319	4%

Revenue by Fund



Capital

Department	Budget	PTD
Animal Acres Picnic Shelter	\$310,000	\$6,095
Asphalt Overlay	\$800,000	\$4,982
Culvert Replacement, L60	\$1,694,000	\$0
Culvert Replacement, L80-L90	\$713,000	\$0
Facilities Projects	\$353,500	\$9,568
Horizon View Youth Sports	\$50,000	\$0
Parks Acquisition and Redev.	\$430,000	\$10,454
Parks Enhanced Maintenance	\$330,000	\$0
Roundabout (SR104)	\$455,000	\$0
Safe Streets Project	\$120,000	\$0
Sidewalk Projects Inc. ADA Ramps	\$1,454,000	\$0
Streetscape Enhanced Maintenance	\$180,000	\$0